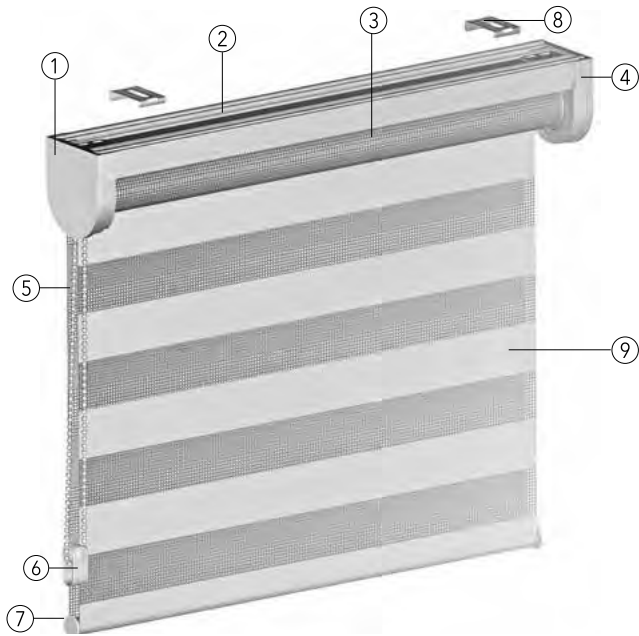





Specifications

LOOK_2

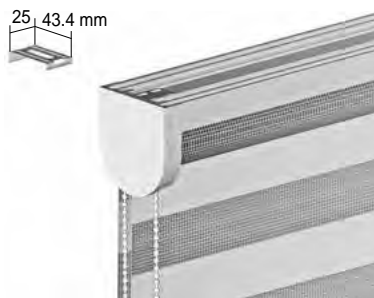
Hardware



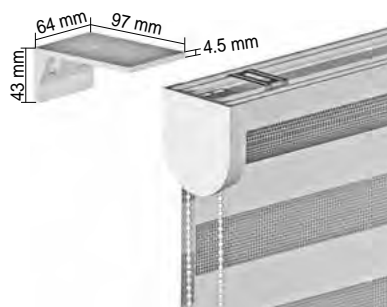
- ① Cover chain control bracket
- ② Mounting rail with hook tape
- ③ Shaft
- ④ Cover counter bearing
- ⑤ Chain operation
- ⑥ Safety tensioner
- ⑦ Weighted rod, inlying
- ⑧ Mounting clip
- ⑨ Hanging (Standard: Cloth exit on the shaft at rear)
- ⑩ Internal steel weighted rod V2A



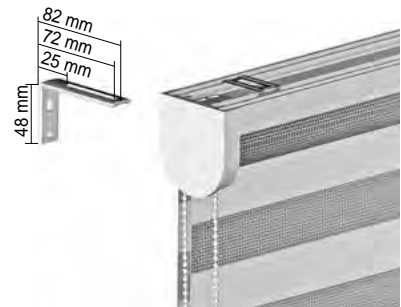
Installation options



Ceiling installation with mounting clip



Wall installation with wall bracket

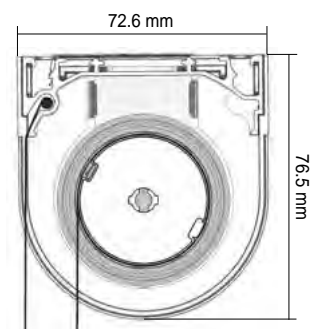


Wall installation with angle bracket



Cloth exit on the shaft at front
(Specify when ordering)

Cross-section



Specifications

Model:	04-1621																								
Operation options:	<ul style="list-style-type: none"> - Chain - Electric drive 24 V - Radio electric drive 24 V 																								
Equipment:	<ul style="list-style-type: none"> - Mounting rail with clip 																								
Description:	<p>Chain: Side chain operation roller blind with integrated planetary gear 1.5: 1. Chain exit downwards, transparent end-less bead chain left or right. Roller tube made of white lacquered sheet steel, ø 38 mm, mounting rail made of extruded aluminium, with hook tape on rear side. Internal weighted rod made from steel tube diameter 14 mm, white coated.</p> <p>Electric drive 24 V: Electric roller blind 24 V with drive Sonesse DCT or with drive Sonesse RTS with integrated radio receiver. Both drives are low noise and adjustable end switch-off. Roller tube made of white lacquered steel sheet, ø 38 mm. Mounting rail made of extruded aluminium, with hook tape on rear side. Internal weighted rod made from steel tube diameter 14 mm, white coated.</p> <p>Control option examples and connection information at www.mhz.de</p>																								
Hardware colours:	<p>100 silver 171 white RAL-Colours on request</p>																								
Dimensions:	<table border="1" style="width: 100%; border-collapse: collapse;"> <thead> <tr> <th rowspan="2" style="text-align: left;">Operation / Function</th> <th colspan="4" style="text-align: center;">Blind unit sizes</th> </tr> <tr> <th style="text-align: center;">Min. width</th> <th style="text-align: center;">Max. width</th> <th colspan="2" style="text-align: center;">Max. height</th> </tr> </thead> <tbody> <tr> <td>Chain</td> <td style="text-align: center;">from 17 cm</td> <td style="text-align: center;">up to 250 cm</td> <td colspan="2" style="text-align: center;">260 cm</td> </tr> <tr> <td>Electric drive Sonesse 30 DCT 24 V</td> <td style="text-align: center;">from 48 cm</td> <td style="text-align: center;">up to 250 cm</td> <td colspan="2" style="text-align: center;">260 cm</td> </tr> <tr> <td>Radio electric drive Sonesse 30 RTS 24 V</td> <td style="text-align: center;">from 48 cm</td> <td style="text-align: center;">up to 250 cm</td> <td colspan="2" style="text-align: center;">260 cm</td> </tr> </tbody> </table> <p>Please note: Fabric-related deviations possible, ratio width: Height at least 1: 4.</p>	Operation / Function	Blind unit sizes				Min. width	Max. width	Max. height		Chain	from 17 cm	up to 250 cm	260 cm		Electric drive Sonesse 30 DCT 24 V	from 48 cm	up to 250 cm	260 cm		Radio electric drive Sonesse 30 RTS 24 V	from 48 cm	up to 250 cm	260 cm	
Operation / Function	Blind unit sizes																								
	Min. width	Max. width	Max. height																						
Chain	from 17 cm	up to 250 cm	260 cm																						
Electric drive Sonesse 30 DCT 24 V	from 48 cm	up to 250 cm	260 cm																						
Radio electric drive Sonesse 30 RTS 24 V	from 48 cm	up to 250 cm	260 cm																						
Fabrics:	<p>See MHZ Double Roller Blind Collection and Make-up Information P. 11 When the ordered height is attained the hanging is closed.</p>																								
Fabric size:	<p>Chain / Electric drive Sonesse 30 DCT 24 V / Electric Sonesse 30 RTS 24 V: Fabric dimension = width - 43 mm</p>																								
Special equipment:	<ul style="list-style-type: none"> - Metal chain - Internal weighted rod V2A, round ø = 14 mm - Wall brackets - Angle brackets 																								
Installation:	<p>Mounting clip for ceiling installation. Wall installation with angle bracket or wall bracket see accessories up to a width of 100 cm 3 clips, up to a width of 200 cm 4 clips, up to a width of 250 cm 5 clips</p>																								
Child safety:	<p>The safety tensioner comes pre-assembled with the chain, see also P. 12 Note: Be sure to fit in correct direction and to keep chain taut. Correct positioning of the safety tensioner system must be checked regularly and in the case of doubt re-adjusted.</p>																								
Operation lengths:	<p>Operation length from 50 cm - 150 cm in 10 cm steps, operation length from 150 cm - 300 cm in 25 cm steps. Delivery with the exact or next smaller operation length. Other operating lengths available on request at extra cost. Please observe note page 12.</p>																								